

14 September 2022

### ASX Release

## Annual Independent Reserves and Resource Assessment Reports Significant Increase in Byron's Net Proved Developed Reserves

- Net Proved Developed Reserves (producing and behind pipe) increased 163%, to 5.5 MMbo and 8.7 Bcfg (6.90 MMboe) from 2021 assessment
- Net Proved Reserves (1P): 9.6 MMbo and 21.7 Bcfg, (13.2 MMboe)
- Net Proved and Probable Reserves (2P): 13.8 MMbo and 28.7 Bcfg (18.6 MMboe)
- Annual Production of 512,000 Bo and 2.1 Bcfg Net to Byron
- Lease Operating Expense of \$7.39/boe, significantly below GOM peer averages
- FY2022 production replacement of ~255% on a PDP reserve basis.
- Successful E2, G3 & G5 wells drilled with a Finding and Development Cost of \$10.60/boe

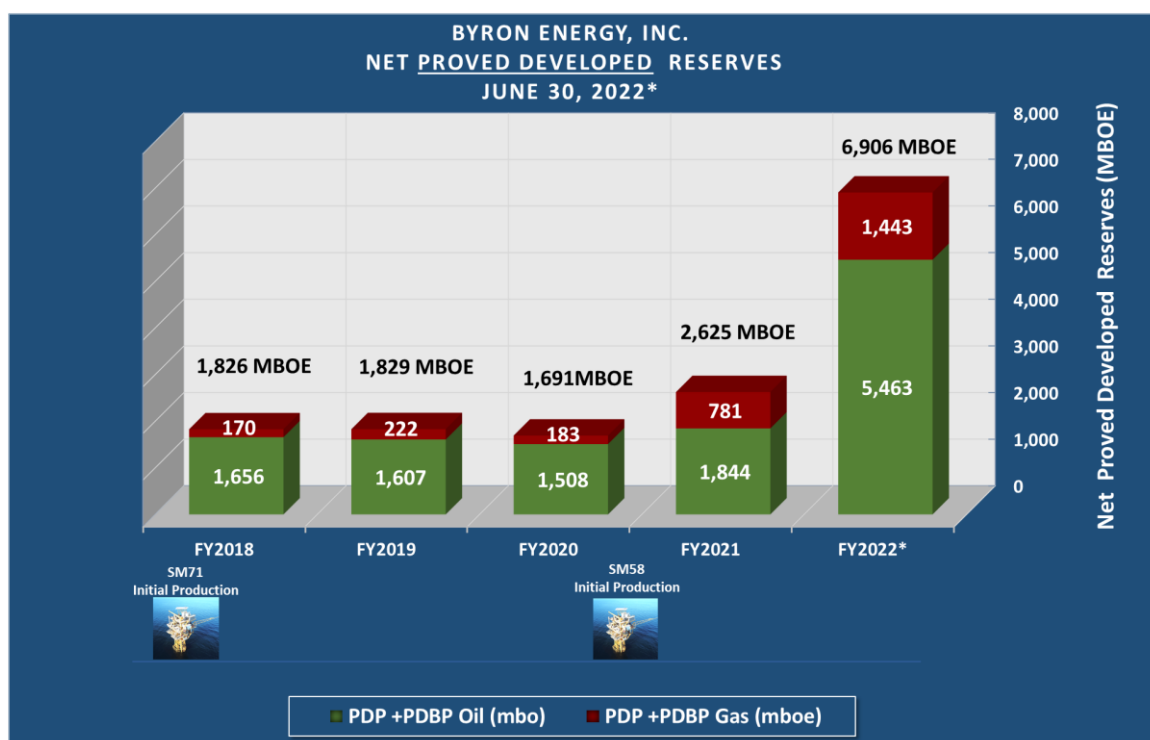


Figure 1: Byron annual Total Proved Developed Reserve Growth History

**Reserves** - The aggregate 1P may be a very conservative estimate and the aggregate 3P may be a very optimistic estimate due to the portfolio effects of arithmetic summation

**Conversion to boe** - using a ratio of 6,000 cubic feet of natural gas to one barrel of oil – 6:1 conversion ratio is based on an energy equivalency conversion method

**Byron Energy Limited (Byron or the Company) (ASX: BYE)** is pleased to provide a summary of the independently assessed estimates of reserves and resources, as at 30 June 2022, for the Company's projects all of which are located in the shallow waters of the Gulf of Mexico. The annual report covers Byron's leases comprising of producing properties SM71, SM58, SM69 and exploration and development assets SM60/66/70. The independently assessed reserves and resources estimates were prepared by Collarini Associates ("Collarini"), based in Houston, Texas, USA. The reserve classification of the SM58 G3 and G5 wells were updated as of 31 July 2022 to reflect the subsequent reclassification to Proved Developed Producing Reserves, from Proved Developed *Shut In*, upon the commencement of production and is noted where referenced herein.

**Remaining Reserves and Prospective Resources, Net to Byron, are as follows:**

| Byron Energy Limited - Reserves and Resources      |           |               |                |               |  |
|--|-----------|---------------|----------------|---------------|--|
| Gulf of Mexico, Offshore Louisiana, USA            |           |               |                |               |  |
| Remaining as at 30 June 2022 (net to Byron)        | Category  | Oil<br>Mbbl   | Gas<br>MMcf    | Mboe<br>(6:1) |  |
| <b>Reserves (developed and undeveloped)</b>        |           |               |                |               |  |
| Proved Developed Producing (incl Shut In @30.6.22) | PDP*      | 2,677         | 4,397          | 3,410         |  |
| Proved Developed Behind Pipe                       | PDBP      | 2,784         | 4,260          | 3,494         |  |
| <b>Total Proved Developed</b>                      | <b>PD</b> | <b>5,461</b>  | <b>8,657</b>   | <b>6,904</b>  |  |
| Total Proved Undeveloped                           | PUD       | 4,132         | 13,000         | 6,299         |  |
| <b>Total Proved</b>                                | <b>1P</b> | <b>9,593</b>  | <b>21,657</b>  | <b>13,204</b> |  |
| Total Probable Reserves                            |           | 4,228         | 7,060          | 5,405         |  |
| <b>Total Proved and Probable</b>                   | <b>2P</b> | <b>13,821</b> | <b>28,717</b>  | <b>18,609</b> |  |
| Total Possible Reserves                            |           | 4,214         | 5,115          | 5,066         |  |
| <b>Total Proved, Probable &amp; Possible</b>       | <b>3P</b> | <b>18,035</b> | <b>33,832</b>  | <b>23,675</b> |  |
| <b>Total Prospective Resources</b>                 |           |               |                |               |  |
| <b>Best Estimate (unrisked)</b>                    | <b>PR</b> | <b>23,931</b> | <b>297,434</b> | <b>73,503</b> |  |

\*FY2022 as of 31 July, 2022 the reported reserves reflect the subsequent reclassification to Prove Developed Producing Reserves, from Proved Developed *Shut In*, upon the commencement of production from the G3 and G5 wells and PDP & Shut-in reserves are combined into PDP in this table and are denoted with an \* where referred to in the body of this release

**Reserves** - The aggregate 1P may be a very conservative estimate and the aggregate 3P may be a very optimistic estimate due to the portfolio effects of arithmetic summation

**Conversion to boe** - using a ratio of 6,000 cubic feet of natural gas to one barrel of oil – 6:1 conversion ratio is based on an energy equivalency conversion method and does not represent value equivalency

**Prospective Resource** - The estimated quantities of petroleum that may potentially be recovered by the application of a future development project(s) relate to undiscovered accumulations. These estimates have both an associated risk of discovery and a risk of development. Further exploration appraisal and evaluation is required to determine the existence of a significant quantity of potentially recoverable hydrocarbon

**Byron FY2022 1P and 2P Reserve distributions by category are as follows:**

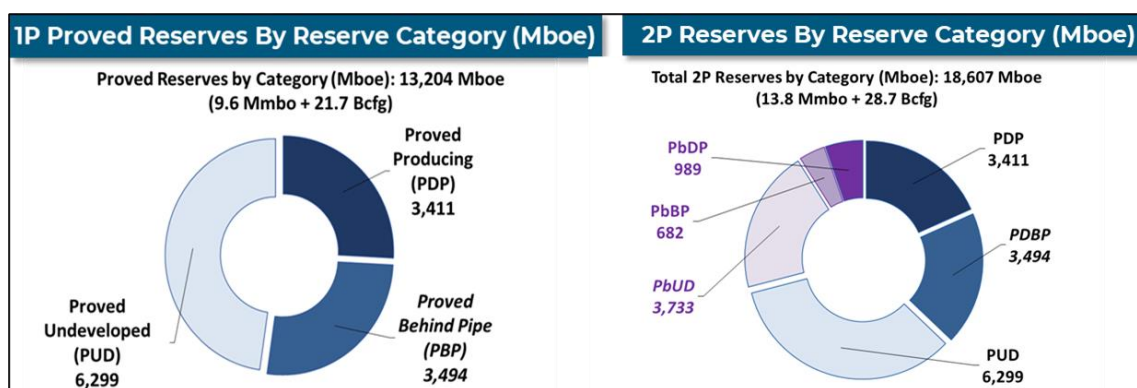


Figure 2: Proved and Probable Reserve distribution at 31 July, 2022\*

## 2022 Highlights:

### Proved Developed Reserves Growth

- **Proved Developed Producing Net Reserves**, adjusted to 31 July 2022 upon G3 & G5 initial production, **increased 65% to 2.7 MMbo and 4.4 Bcfg, or 3.4 Mmboe** from 2.1 Mmboe at 30 June 2022, the second consecutive year with an increase > 60% (see Figure 3) and was led by the doubling of the PDP oil component.

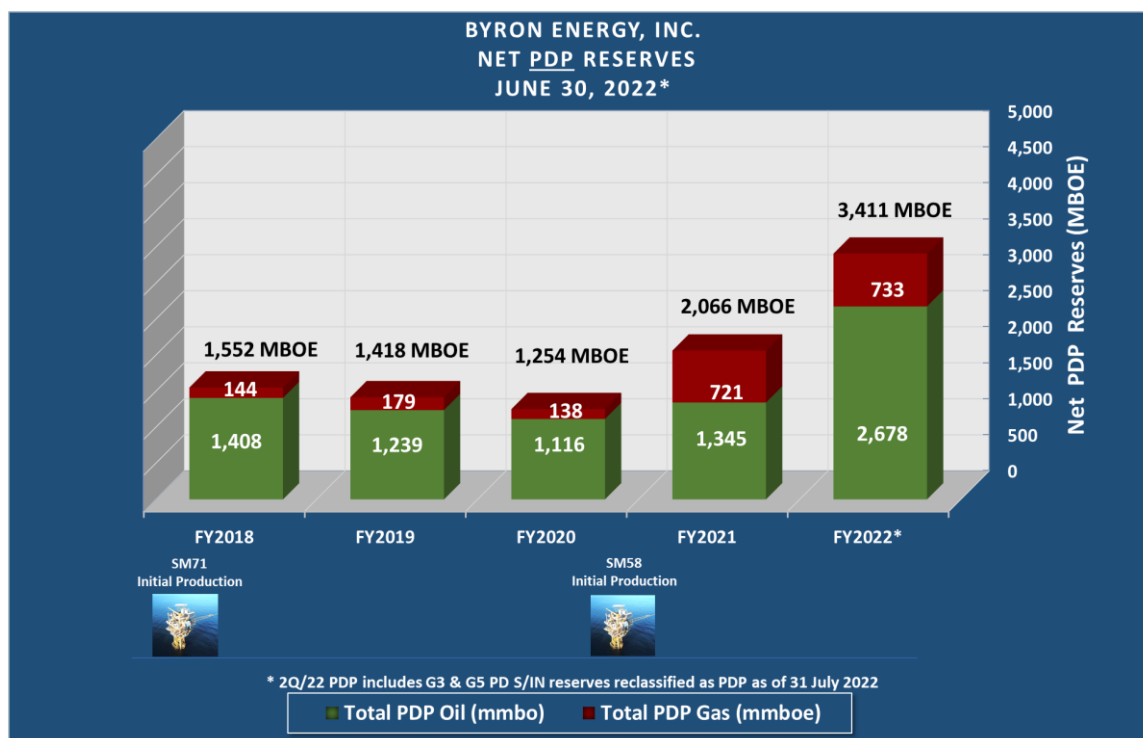


Figure 3: Byron annual Proved Developed Producing (PDP) Reserve History

\*Proved Developed Producing (PDP) reserves were adjusted as at 31 July, 2022 having increased to 3.4MMboe from 2.1 MMboe at 30 June 2022 due to timing of the reclassification to Proved Developed Producing Reserves, from Proved Developed Shut-In, upon the commencement of production from the G3 and G5 wells.

- **Total Proved Developed Reserves (PDP, PD S/In, & PDBP) increased 163% to 5.5 MMbo and 8.7 Bcfg, equivalent to 6.90 MMboe**, from 2.6 MMboe reflecting significant actively producing and behind pipe reserves set up for future production.
  - **Additions during the period of 4.1 MMbo and 5.5 Bcfg, or 5.0 MMboe to the Total Proved Developed reserves is attributable to the drilling of the E2, G3, and G5 with a resulting FY2022 find and develop cost of US\$10.60/boe with a total Capex cost of approximately US\$ 53 million.**
    - **E2: 0.9 MMbo and 0.4 Bcfg** were converted to Proved Developed Reserves from Prospective Resources attributable to the discovery of multiple oil sands in the SM69 E2 well; adjusted for net production through 30 June 2022 of 139 Mbo and 0.1 Bcfg
    - **G3 & G5: 3.2 MMbo and 5.1 Bcfg** were converted to Proved Developed Reserves from Proved Undeveloped and Prospective Resources with the discovery of multiple oil sands in SM58 G3 and G5 wells.

### Key Factors contributing to changes in reserves since 30 June 2021

#### (i) Reserve Additions/Revisions:

- FY2022 positive reserve movements were dominated by the **conversion of undeveloped reserves and resources to Developed Reserves** as the company focussed on development operations in SM58 area.
- Total Proved Remaining was reduced by the FY2022 production of 512,000 barrels of oil and 2.09 Bcf of gas net to Byron, through 30 June 2022 from the Byron operated SM71 F and SM58 G platforms and the SM58 E1 well, as well as from undrilled relinquished acreage.

(ii) **Prospective Resource Additions/Revisions:**

- The addition of 3.2 MMbo and 32.6 Bcfg of Net Prospective Resources at SM70 associated with the Golden Trout Prospect which is scheduled to be drilled in 1H/2023

(iii) **Portfolio Acquisitions/Divestitures/Relinquishments:**

- Byron elected to release the undeveloped SM57 and EI77 leases in recognition of near-term lease expiry, economic considerations, and rig availability making drilling unlikely. This portfolio adjustment equates to a net decrease of 32.3 Bcfg and 0.74 MMbo of Proved Undeveloped Reserves. These undeveloped reserves were partially offset by the addition of 0.75 MMbo and 1.0 Bcfg of Proved Reserves related to the SM58 River Trout prospect and additional Prospective Resources noted above. The combined impact of relinquishing these undrilled leases resulted in a reduction of companywide total Proved and Probable Reserves.

**Lease Operating and Production Costs:**

- FY2022 Annual Production of 512 mbo and 2,088 MMcfg net to Byron at a *Best-in-Class* Lease Operating Cost ("LOE") of \$7.39/boe and 3-year average of \$5.85/boe. Production Costs in FY2022, being LOE plus transportation costs, totalled \$11.07/boe with a 3-year average cost of \$9.60/boe. Once again, Byron operated well below several US GOM operator peer averages of between \$13.00-\$14.00 over the same period. GOM peer costs based on data extracted by Byron from GOM operator annual reports.

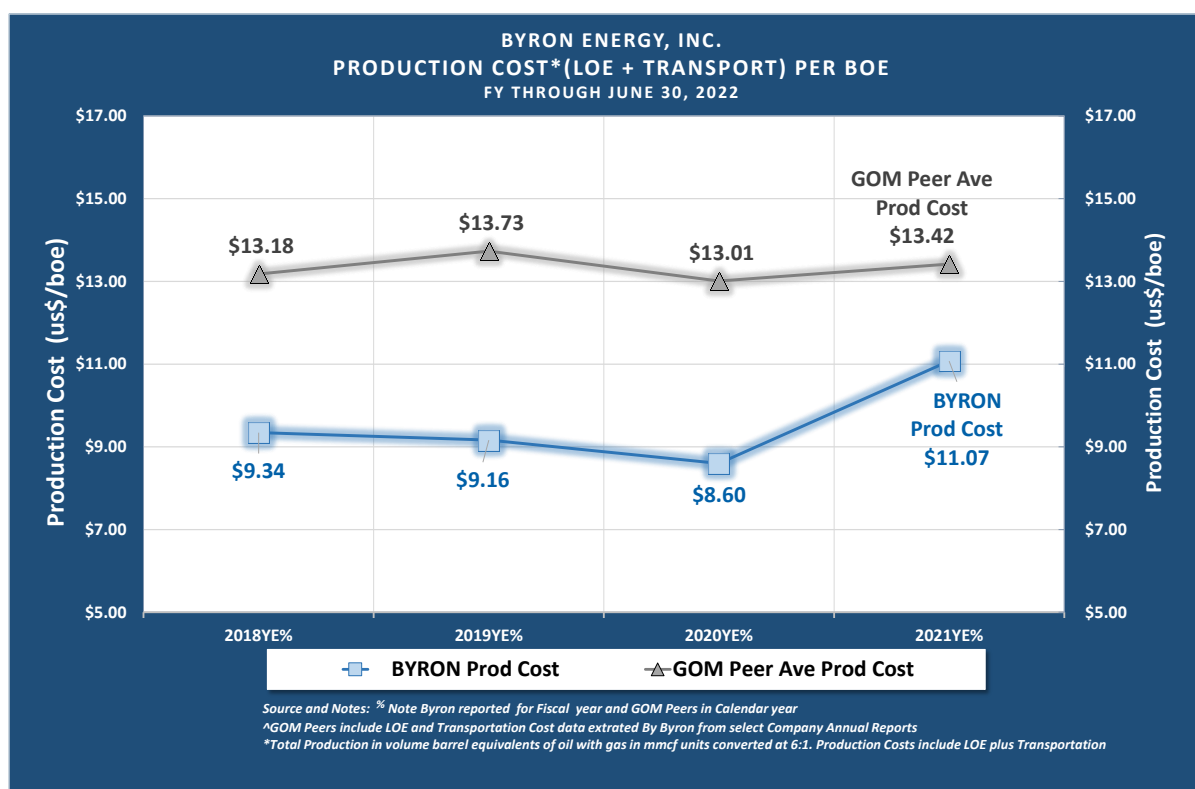


Figure 4: Byron vs GOM Peers average Production Cost in US\$/Boe. Extracted by Byron from select company annual reports for the period shown.

Further details on reserves and resources are included in appendices A, B, C and D.

**Commenting on the 2022 reserves and prospective resources report Mr. Maynard Smith, CEO, said:**

*"We are very pleased to release our annual Collarini reserves and resources report for 2022. The consistent and material growth of our Proved Developed Producing reserves at a rate of over 60% for a second year in a row is a significant accomplishment for a company that only started producing in early 2018. To achieve this, while producing over 500,000 barrels of oil and 2 Bcf of gas during the last year, speaks to our staff's focus on growing the company. The successful drilling and completion of the SM69 E2, SM58 G3 and G5 wells have added material reserves by converting both undeveloped reserves and prospective resources to producing assets generating significant additional cash flow for our company."*

*The steady growth, diversification, and operational control of our assets has positioned Byron to take full advantage of strong cash flow and a portfolio of development opportunities going forward during this positive commodity price environment. The reduction of debt with the final payoff of the Crescent loan in November frees additional cash flow to support our planned drilling and completion activities. We look forward to the upcoming 3-4 well drilling program beginning in early 2023 as we continue to develop the greater SM58 area and test the standalone SM70 play, with the goal of moving additional assets into production and cash flow plus additional developed reserves onto our books."*

**Authorised by: Board of Directors**

For further information, contact: -

Maynard Smith  
Chief Executive Officer, Byron Energy Limited  
+61 3 8610 6583

Peter Love  
Investor relations  
+61 7 3121 5674

---

**About Byron:**

**Byron Energy Limited** ("Byron or the Company") (**ASX: BYE**) is an independent oil and natural gas exploration and production company, headquartered in Australia, with operations in the shallow water offshore Louisiana in the Gulf of Mexico. The Company has grown through exploration and development and currently has working interests in a portfolio of leases in federal and state waters. Byron's experienced management team has a proven record of accomplishment and of advancing high quality oil and gas projects from exploration to production in the shallow water in the Gulf of Mexico. For more information on Byron please visit the Company's website at [www.byronenergy.com.au](http://www.byronenergy.com.au).

**Glossary**

Bbl = barrels  
Bcf = billion cubic feet  
Bcfg = billion cubic feet of gas  
Bo/bo = barrels of oil  
Boe/boe = barrels of oil equivalent  
Bopd/bopd = barrels of oil per day  
Btu = British Thermal Units  
mcfg = thousand cubic feet of gas  
MMcfg = million cubic feet of gas  
mcfgpd = thousand cubic feet of gas per day  
MMcf = million cubic feet  
mbo/mbbl = thousand barrels of oil

MMbo/MMbbl = million barrels of oil  
mboe = thousand barrels of oil equivalent  
MMboe = million barrels of oil equivalent  
mcf = thousand cubic feet  
MMcf = million cubic feet  
MMbtu = million British Thermal Units  
PD = Proved Developed  
PDBP = Proved Developed Behind Pipe  
PDP = Proved Developed Producing  
PUD = Proved Undeveloped  
PD/SI = Proved Developed Shut In

## Appendix A - Oil and Gas Properties as at 30 June 2022

As at 30 June 2022, Byron's portfolio of properties, all in the shallow waters of the Gulf of Mexico, offshore Louisiana, USA comprised:-

| Properties#  | Operator          | Interest WI/NRI (%)*  | Lease Expiry Date | Lease Area (Km <sup>2</sup> ) |
|--|-------------------|-----------------------|-------------------|-------------------------------|
| <b>South Marsh Island</b>  |                   |                       |                   |                               |
| Block 71   | Byron             | 50.00/40.625          | Production        | 12.16                         |
| Block 60   | Byron             | 100.00/87.50          | June 2024         | 20.23                         |
| Block 58 (excluding E1 well)   | Byron             | 100.00/83.33**        | Production        | 20.23                         |
| Block 58 (E1 well in S ½ of SE ¼ of SE ¼ and associated production infrastructure in NE ¼ of NE ¼ of SM69) | W&T Offshore, Inc | 53.00/44.16667        |                   |                               |
| SM69 (NE ¼ of NE ¼)  | Byron             | 100.00/77.33-80.33*** | Production        | 1.3                           |
| Block 66   | Byron             | 100.00/87.50          | December 2025     | 20.23                         |
| Block 70   | Byron             | 100.00/87.50          | July 2023         | 22.13                         |
| <b>Main Pass</b>   |                   |                       |                   |                               |
| Block 293  | Byron             | 100.00/87.50          | October 2023      | 18.46                         |
| Block 305  | Byron             | 100.00/87.50          | October 2023      | 20.23                         |
| Block 306  | Byron             | 100.00/87.50          | October 2023      | 20.23                         |

\* Working Interest ("WI") and Net Revenue Interest ("NRI").

\*\* 100.00% WI to a depth of 13,639 feet TVD and 50% WI below 13,639 feet TVD

\*\*\* By funding 100% of the E2 well Byron earned 100% WI and 80.33% NRI until E2 Project Payout, at which time and at W&T Offshore, Inc's election, Byron's NRI will either adjust to 77.33% or the leaseholders can convert to a 30% WI and Byron's interest in the project would adjust to 70% WI with an unburdened 58.33% NRI.

# This table does not include Block SM 61. The Company, was the apparent high bidder on SM61 at Lease Sale 257 held in November 2021. As at 30 June 2022 or subsequently, Byron has not been awarded the SM61 block by the BOEM.

## Appendix B – Additional Information on Remaining Reserves as at 30 June 2022

### Reserves Summary

#### 1P and 2P total changes to reserves:

Proved Reserves (1P net to Byron) as at 30 June 2022 were 9.6 MMbbl of oil and 21.7 Bcf of gas or 13.2 MMboe, compared to 8.7 MMbbl of oil and 55.1 Bcf of gas, 17.9 MMboe, as at 30 June 2021.

Proved and Probable Reserves (2P net to Byron) as at 30 June 2022 were 13.8 Mmbbl of oil and 28.7 Bcf of gas, 18.6 MMboe, compared to 14.1 MMbbl of oil and 97.5 Bcf of gas, 30.4 MMboe, as at 30 June 2021.

Excluding the impact of EI77 relinquishment, Byron's year on year Byron's 1P reserves increased by 12% or 1.43 MMboe while 2P reserves increased by 8% from 12.3 MMbo and 29.6 Bcfg as at 30 June 2021 to 13.8 MMbo and 28.7 Bcfg as at 30 June 2022, with increases partially offset by production of 512,000 bo and 2.1Bcfg.

While year on year, Byron's 2P reserves as at 30 June 2022 declined by 39% on a boe basis, from 14.1 MMbo and 97.5 Bcfg to 13.8 Mmbo and 28.7 Bcfg as at 30 June 2022, this was primarily due to the removal of EI77 undeveloped reserves, production for the year ended 30 June 2022 and Byron's 2022 drilling program focus on converting existing 2P reserves, particularly PUDs to Proved Developed in order to maximize near term value of developed and producing properties. Future 2023 drilling is planned to include the testing of undeveloped prospective resource opportunities.

#### Remaining reserves - developed versus undeveloped

The following table shows a split of Byron's net remaining reserves, as at 30 June 2022, into developed and undeveloped categories by product. All of the remaining reserves are located in the shallow water in the Gulf of Mexico, Offshore Louisiana.

| Byron Energy Limited - Remaining Reserves |           |        |             |        |            |
|---|-----------|--------|-------------|--------|------------|
| Net to Byron                              |           |        |             |        |            |
|   | Developed |        | Undeveloped |        | Total      |
|   | Oil       | Gas    | Oil         | Gas    | Boe        |
| June 30, 2022                             | Mbbl      | MMcf   | Mbbl        | MMcf   | Mboe (6:1) |
| <b>Total</b>                              |           |        |             |        |            |
| <b>Proved (1P)</b>                        | 5,462     | 8,656  | 4,132       | 13,001 | 13,203     |
| Probable Reserves                         | 1,371     | 1,644  | 2,857       | 5,416  | 5,405      |
| <b>Proved and Probable (2P)</b>           | 6,833     | 10,300 | 6,989       | 18,417 | 18,608     |
| Possible                                  | 1,079     | 1,318  | 3,135       | 3,797  | 5,066      |
| <b>Proved, Probable + Possible (3P)</b>   | 7,912     | 11,618 | 10,124      | 22,214 | 23,674     |



## Reserves reconciliation

The following table reconciles the movement in Byron's reserves between 30 June 2021 and 30 June 2022.

| Byron Energy Limited Reserves (Net to Byron) |                            |            |                       |                 |            |                           |            |                       |                 |            |
|--|----------------------------|------------|-----------------------|-----------------|------------|---------------------------|------------|-----------------------|-----------------|------------|
| Gulf of Mexico, offshore Louisiana, USA      |                            |            |                       |                 |            |                           |            |                       |                 |            |
| Reserves Reconciliation                      | Oil (Mbbbl) (Net to Byron) |            |                       |                 |            | Gas (MMcf) (net to Byron) |            |                       |                 |            |
|  | Remaining                  | Production | Additions & Revisions | Relinquishments | Remaining  | Remaining                 | Production | Additions & Revisions | Relinquishments | Remaining  |
|  | 30/06/2021                 | 2022       | 2022                  | 2022            | 30/06/2022 | 30/06/2021                | 2022       | 2022                  | 2022            | 30/06/2022 |
| Proved (1P)                                  | 8,715                      | -512       | 2,132                 | -741            | 9,594      | 55,063                    | -2,088     | 973                   | -32,291         | 21,657     |
| Probable Reserves                            | 5,427                      | 0          | -63                   | -1,136          | 4,228      | 42,406                    | 0          | 259                   | -35,605         | 7,060      |
| Proved and Probable (2P)                     | 14,142                     | -512       | 2,069                 | -1,877          | 13,822     | 97,469                    | -2,088     | 1,232                 | -67,896         | 28,717     |
| Possible Reserves                            | 8,606                      | 0          | -1,760                | -2,632          | 4,214      | 25,853                    | 0          | -2,032                | -18,706         | 5,115      |
| Proved, Probable & Possible (3P)             | 22,748                     | -512       | 309                   | -4,509          | 18,036     | 123,322                   | -2,088     | -800                  | -86,602         | 33,832     |

## Reclassification of PD-S/IN to PDP as at 31 July 2022 \*(SM58)

As of 30 June 2022 Collarini has assigned proved reserves (net to Byron) of 6.43 MMbo and 19.3 Bcfg to SM58. This represents an addition of 1.26 MMbo of Proved reserves at SM58 due to the drilling of the G3 & G5 wells.

As of 30 June 2022 Collarini has assigned 2P reserves (net to Byron) of 9.50 MMbo and 25.3 Bcfg to SM58. In comparison, 2P reserves (net to Byron) as at 30 June 2021 were 8.31 MMbo and 26.3Bcfg. The reduction in 2P reserves is primarily due to the revision of reserves from Probable related to the drilling of SM58 G3 & G5 wells. Collarini has also assigned 3.1 MMbo and 4.3 Bcfg (net to Byron) in possible reserves as at 30 June 2022.

The table below shows Collarini's estimate of reserves and prospective resources for SM58:

| Byron Energy Limited - Reserves and Resources |               |               |               |               |               |
|---|---------------|---------------|---------------|---------------|---------------|
| South Marsh Island 58                         |               |               |               |               |               |
| June 30, 2022                                 | Gross         |               | Net to Byron  |               |               |
|   | Oil           | Gas           | Oil           | Gas           | MBOE          |
|   | MBBL          | MMCF          | MBBL          | MMCF          | (6:1)         |
| proved producing                              | 118           | 2,723         | 98            | 2,269         | 476           |
| proved shut in                                | 1,398         | 1,586         | 1,165         | 1,322         | 1,385         |
| proved behind pipe                            | 2,684         | 4,708         | 2,236         | 3,923         | 2,890         |
| proved undeveloped                            | 3,515         | 14,088        | 2,929         | 11,740        | 4,886         |
| <b>Total proved (1P)</b>                      | <b>7,715</b>  | <b>23,105</b> | <b>6,428</b>  | <b>19,254</b> | <b>9,637</b>  |
| probable shut in                              | 517           | 667           | 430           | 556           | 523           |
| probable behind pipe                          | 514           | 970           | 428           | 808           | 563           |
| probable undeveloped                          | 2,655         | 5,649         | 2,212         | 4,708         | 2,997         |
| <b>Total probable</b>                         | <b>3,686</b>  | <b>7,286</b>  | <b>3,070</b>  | <b>6,072</b>  | <b>4,082</b>  |
| <b>Proved and probable (2P)</b>               | <b>11,401</b> | <b>30,391</b> | <b>9,498</b>  | <b>25,326</b> | <b>13,719</b> |
| Total possible                                | 3,760         | 5,201         | 3,133         | 4,334         | 3,855         |
| <b>Proved,probable + possible</b>             | <b>15,161</b> | <b>35,592</b> | <b>12,631</b> | <b>29,660</b> | <b>17,574</b> |

Independently assessed reserves estimates for SM58 were updated effective 31 July 2022 by Collarini, for reclassification of G3 and G5 reserves from Proved Developed Shut-In as at 30 June 2022 to Proved Developed Producing, after commencement to of production from these two wells.

The table below reflects only the movement attributable to reclassification effective as at July 2022 of the G3 and G5 reserves from Proved Developed Shut-In to Proved Developed Producing category and is not adjusted for July 2022 production:



| Byron Energy Limited - Reserves and Resources |                                   |               |               |               |               |               |
|---|-----------------------------------|---------------|---------------|---------------|---------------|---------------|
| South Marsh Island 58                         |                                   |               |               |               |               |               |
|   |                                   | Gross         |               | Net to Byron  |               |               |
| June 30, 2022                                 |                                   | Oil           | Gas           | Oil           | Gas           | MBOE          |
|   |                                   | MBBL          | MMCF          | MBBL          | MMCF          | (6:1)         |
|   | proved producing                  | 1,516         | 4,309         | 1,263         | 3,591         | 1,861         |
|   | proved shut in                    | -             | -             | -             | -             | -             |
|   | proved behind pipe                | 2,684         | 4,708         | 2,236         | 3,923         | 2,890         |
|   | proved undeveloped                | 3,515         | 14,088        | 2,929         | 11,740        | 4,886         |
|   | <b>Total proved (1P)</b>          | <b>7,715</b>  | <b>23,105</b> | <b>6,428</b>  | <b>19,254</b> | <b>9,637</b>  |
|   | probable shut in                  | 517           | 667           | 430           | 556           | 523           |
|   | probable behind pipe              | 514           | 970           | 428           | 808           | 563           |
|   | probable undeveloped              | 2,655         | 5,649         | 2,212         | 4,708         | 2,997         |
|   | <b>Total probable</b>             | <b>3,686</b>  | <b>7,286</b>  | <b>3,070</b>  | <b>6,072</b>  | <b>4,082</b>  |
|   | <b>Proved and probable (2P)</b>   | <b>11,401</b> | <b>30,391</b> | <b>9,498</b>  | <b>25,326</b> | <b>13,719</b> |
|   | Total possible                    | 3,760         | 5,201         | 3,133         | 4,334         | 3,855         |
|   | <b>Proved,probable + possible</b> | <b>15,161</b> | <b>35,592</b> | <b>12,631</b> | <b>29,660</b> | <b>17,574</b> |

### **Appendix C –Prospective Resource as at 30 June 2022**

The following table shows prospective resources as at 30 June 2022 in comparison with June 2021.

| <b>Byron Energy Limited Prospective Resources (net to Byron)</b> |                     |                     |                   |  |
|--|---------------------|---------------------|-------------------|--|
| <b>Gulf of Mexico, offshore Louisiana, USA</b>                   |                     |                     |                   |  |
| <b>Best Estimate Unrisked<br/>30 June 2022</b>                   | <b>Oil<br/>Mbbl</b> | <b>Gas<br/>MMcf</b> | <b>Mboe (6:1)</b> |  |
| <b>SM 71</b>   | <b>977</b>          | <b>19,885</b>       | <b>4,291</b>      |  |
| <b>SMI 58</b>  | <b>16,894</b>       | <b>35,571</b>       | <b>22,823</b>     |  |
| <b>SMI 58E1/SM69</b>   | <b>548</b>          | <b>548</b>          | <b>639</b>        |  |
| <b>SM 60</b>   | <b>2,341</b>        | <b>208,835</b>      | <b>37,147</b>     |  |
| <b>SM 70</b>   | <b>3,171</b>        | <b>32,595</b>       | <b>8,604</b>      |  |
| <b>Total Prospective Resources (2022)</b>                        | <b>23,931</b>       | <b>297,434</b>      | <b>73,503</b>     |  |
| <b>Total Prospective Resources (2021)</b>                        | <b>33,341</b>       | <b>572,198</b>      | <b>128,707</b>    |  |

#### **Material Changes to Prospective Resources**

- SM70 Golden Trout prospect added to prospective resource in 2022;
- SM57 removed from prospective resources (lease relinquished, as reported to the ASX on 18 November 2021); and EI77 removed from prospective resources (lease relinquished, as reported to the ASX on 7 July 2022).

## **Appendix D – Notes to Reserves and Resources Statement**

### **Reserves and Resources Governance**

Byron's reserves estimates are compiled annually. Byron engages Collarini and Associates, a qualified external petroleum engineering consultant, to conduct an independent assessment of the Company's reserves. Collarini and Associates is an independent petroleum engineering consulting firm that has been providing petroleum consulting services in the USA for more than fifteen years. Collarini and Associates does not have any financial interest or own any shares in the Company. The fees paid to Collarini and Associates are not contingent on the reserves outcome of the reserves report.

### **Competent Persons Statement**

The information in this report that relates to oil and gas reserves and resources was compiled by technical employees of independent consultants Collarini and Associates, under the supervision of Mr Mitch Reece BSc PE. Mr Reece is the President of Collarini and Associates and is a registered professional engineer in the State of Texas and a member of the Society of Petroleum Evaluation Engineers (SPEE), Society of Petroleum Engineers (SPE), and American Petroleum Institute (API). The reserves and resources included in this report have been prepared using definitions and guidelines consistent with the 2007 Society of Petroleum Engineers (SPE)/World Petroleum Council (WPC)/American Association of Petroleum Geologists (AAPG)/Society of Petroleum Evaluation Engineers (SPEE) Petroleum Resources Management System (PRMS). The reserves and resources information reported in this Statement are based on, and fairly represents, information and supporting documentation prepared by, or under the supervision of, Mr Reece. Mr Reece is qualified in accordance with the requirements of ASX Listing Rule 5.41 and consents to the inclusion of the information in this report of the matters based on this information in the form and context in which it appears.

### **Reserves Cautionary Statement**

Oil and gas reserves estimates are expressions of judgment based on knowledge, experience and industry practice. Estimates that were valid when originally calculated may alter significantly when new information or techniques become available. Additionally, by their very nature, reserve and resource estimates are imprecise and depend to some extent on interpretations, which may prove to be inaccurate. As further information becomes available through additional drilling and analysis, the estimates are likely to change. This may result in alterations to development and production plans which may, in turn, adversely impact the Company's operations. Reserves estimates and estimates of future net revenues are, by nature, forward looking statements and subject to the same risks as other forward looking statements.

### **Prospective Resources Cautionary Statement**

The estimated quantities of petroleum that may potentially be recovered by the application of a future development project(s) relate to undiscovered accumulations. These estimates have both an associated risk of discovery and a risk of development. Further exploration appraisal and evaluation is required to determine the existence of a significant quantity of potentially recoverable hydrocarbons.

### **Forward Looking Statements**

This document may contain forward-looking information. Forward-looking information is generally identifiable by the terminology used, such as "expect", "believe", "estimate", "should", "anticipate" and "potential" or other similar wording. Forward-looking information in this document includes, but is not limited to, references to: well drilling programs and drilling plans, estimates of potentially recoverable resources, and information on future production and project start-ups. By their very nature, the forward-looking statements contained in this document require Byron and its management to make assumptions that may not materialise or that may not be accurate. Although Byron believes its expectations reflected in these statements are reasonable, such statements involve risks and uncertainties, and no assurance can be given that actual results will be consistent with these forward-looking statements.

### **Pricing Assumptions**

Oil prices used in this report represent July 18, NYMEX West Texas Intermediate (WTI) Strip prices starting on July 1, 2022, of \$104.76 per barrel. Beginning January 1, 2023, the Reuters Poll consensus pricing was used with a starting price of \$92.19 per barrel and with a final price of \$80.23 per barrel on January 1, 2026, then held constant thereafter. Gas prices used in this report represent a Henry Hub base July 18, NYMEX Strip prices starting on July 1, 2022, of \$7.427 per MMBtu. Beginning January 1, 2023, the Reuters Poll consensus pricing was used with a starting price of \$4.700 per MMBtu, declining to \$4.000 per MMBtu on January 1, 2024, then held constant

thereafter. These prices were then adjusted to account for transportation cost, basis difference, Light Louisiana Sweet (LLS) vs WTI oil gravity.

#### **ASX Reserves and Resources Reporting Notes**

- (i) The reserves and prospective resources in this document are as at 30 June 2022 (Listing Rule (LR) 5.25.1)
- (ii) The reserves and prospective resources in this document have been estimated and is classified in accordance with SPE-PRMS (Society of Petroleum Engineers - Petroleum Resources Management System) (LR 5.25.2)
- (iii) The reserves and prospective resources in this document are reported according to the Company's economic interest in each of the reserves and prospective resources net of royalties (LR 5.25.5)
- (iv) The reserves and prospective resources information in this document has been estimated and prepared using the deterministic method (LR 5.25.6)
- (v) The reserves and prospective resources in this document have been estimated using a 6:1 BOE conversion ratio for gas to oil; 6:1 conversion ratio is based on an energy equivalency conversion method and does not represent value equivalency (LR 5.25.7)
- (vi) The reserves and prospective resources in this document have been estimated on the basis that products are sold on the spot market with delivery at the sales point on the production facilities (LR 5.26.5)
- (vii) The method of aggregation used in calculating estimated reserves was the arithmetic summation by category of reserves. As a result of the arithmetic aggregation of the field totals, the aggregate 1P may be a very conservative estimate and the aggregate 3P may be a very optimistic estimate due to the portfolio effects of arithmetic summation (LR 5.26.7 & 5.26.8)
- (viii) Prospective resources are reported on a best estimate basis (LR 5.28.1)
- (ix) For prospective resources, the estimated quantities of petroleum that may potentially be recovered by the application of a future development project(s) relate to undiscovered accumulations. These estimates have both an associated risk of discovery and a risk of development. Further exploration appraisal and evaluation is required to determine the existence of a significant quantity of potentially moveable hydrocarbons (LR 5.28.2)

#### **ASX LR 5.35 Additional Prospective Resources information for SM 70 (reported for the first time)**

(i) In respect to the prospective resources referred to in this statement, Byron acquired SM 70 (approx. 5,000 acres) at the BOEM Lease Sale 250 held in March 2018, located in the shallow waters of the Gulf of Mexico, offshore Louisiana, USA in close proximity to the Company's SM 71 and SM 58 projects (LR 5.35.1).

(ii) The prospective resources have been estimated on the following basis (LR 5.35.2):-

- prospective resources have been identified near the existing developed and undeveloped reserves, at the same or deeper stratigraphical levels but are deemed isolated from mapped reserves;
- a combination of volumetric assessment and field analogues have been used to estimate the Prospective resources; exploration drilling will be required to assess these resources.

(ii) The chance of discovery is considered moderate as the prospective resources are near developed and undeveloped reserves and in a proven oil and gas producing province. There is a risk that exploration will not result in sufficient volumes of oil and/or gas for a commercial development (LR 5.35.3).

(xii) Prospective resources are un-risked and have not been adjusted for an associated chance of discovery and a chance of development (LR 5.35.4).